

Form No. MGT-9
EXTRACT OF ANNUAL RETURN
as on the financial year ended on 31/12/2019

[Pursuant to section 92(3) of the Companies Act, 2013 and rule 12(1) of the Companies (Management and Administration) Rules, 2014]

I. REGISTRATION AND OTHER DETAILS:

i) CIN: U33201GA2000PTC002864

ii) Registration Date: 03/05/2000

iii) Name of the Company: **GKB VISION PRIVATE LIMITED**

iv) Category / Sub-Category of the Company: Company limited by shares

v) Address of the registered office and contact details: Plot No. 27 & 28 Pilerne Industrial Estate , P O Saligao , Bardez , Goa - 403511.

Contact : 0832-2407526

vi) Whether listed company Yes / No

vii) Name, Address and Contact details of Registrar and Transfer Agent, if any: N.A

II. PRINCIPAL BUSINESS ACTIVITIES OF THE COMPANY

All the business activities contributing 10 % or more of the total turnover of the company shall be stated:-

Sl. No.	Name and Description of main products / services	NIC Code of the Product/ service	% to total turnover of the company
1.	Processing and Distribution of Ophthalmic Lenses	32507	100%

III. PARTICULARS OF HOLDING, SUBSIDIARY AND ASSOCIATE COMPANIES –

Sl. No.	Name and Address of the company	CIN/GLN	Holding/Subsidiary/Associate	% of shares	Applicable Section
1.	Essilor Manufacturing India Pvt. Ltd.	U85110KA1998PTC0237 22	Associate	32.57	2(6)
2.	Essilor India Pvt. Ltd.	U51394KA1998PTC0237 23	Associate	24.05	2(6)
3.	GKB Vision FZC		Subsidiary	51%	2(87)



IV. SHARE HOLDING PATTERN (Equity Share Capital Breakup as percentage of Total Equity)


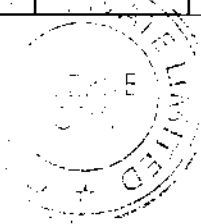
i) Category-wise Share Holding

Category of Shareholders	No. of Shares held at the beginning of the year				No. of Shares held at the end of the year				% Change during the year
	Demat	Physical	Total	% of total shares	Demat	Physical	Total	% of total shares	
A. Promoters (1)									
(1) Indian									
a) Individual/HUF	Nil	20,54,496	20,54,496	43.2	Nil	20,54,496	20,54,496	43.2	Nil
b) Central Govt.	Nil	Nil	Nil	Nil	Nil	Nil	Nil	Nil	Nil
c) State Govt.(s)	Nil	Nil	Nil	Nil	Nil	Nil	Nil	Nil	Nil
d) Bodies Corp	Nil	26,92,469	26,92,469	56.62	Nil	2,692,469	26,92,469	56.62	Nil
e) Banks / FI	Nil	Nil	Nil	Nil	Nil	Nil	Nil	Nil	Nil
f) Any Other (employees/ex-employees)	Nil	8,465	8,465	0.17	Nil	8,465	8,465	0.17	Nil
Sub-total (A) (1):-	Nil	47,55,430	47,55,430	100	Nil	47,55,430	47,55,430	100	Nil
(2) Foreign									
a) NRIs - Individuals	Nil	Nil	Nil	Nil	Nil	Nil	Nil	Nil	Nil
b) Other - Individuals	Nil	Nil	Nil	Nil	Nil	Nil	Nil	Nil	Nil
c) Bodies Corp.	Nil	Nil	Nil	Nil	Nil	Nil	Nil	Nil	Nil
d) Banks / FI	Nil	Nil	Nil	Nil	Nil	Nil	Nil	Nil	Nil
e) Any Other	Nil	Nil	Nil	Nil	Nil	Nil	Nil	Nil	Nil
Sub-total (A) (2):-	Nil	Nil	Nil	Nil	Nil	Nil	Nil	Nil	Nil
Total shareholding of Promoter (A) = (A)(1)+(A)(2)	Nil	47,55,430	47,55,430	100	Nil	47,55,430	47,55,430	100	Nil
B. Public Shareholding									

h




I. Institutions	Nil	Nil	Nil	Nil	Nil	Nil	Nil	Nil	Nil
a. Mutual Funds	Nil	Nil	Nil	Nil	Nil	Nil	Nil	Nil	Nil
b. Banks / FI	Nil	Nil	Nil	Nil	Nil	Nil	Nil	Nil	Nil
c. Central Govt.	Nil	Nil	Nil	Nil	Nil	Nil	Nil	Nil	Nil
d. State Govt.(s)	Nil	Nil	Nil	Nil	Nil	Nil	Nil	Nil	Nil
e. Venture Capital Funds	Nil	Nil	Nil	Nil	Nil	Nil	Nil	Nil	Nil
f. Insurance Companies	Nil	Nil	Nil	Nil	Nil	Nil	Nil	Nil	Nil
g. FII's	Nil	Nil	Nil	Nil	Nil	Nil	Nil	Nil	Nil
h. Foreign Venture Funds	Nil	Nil	Nil	Nil	Nil	Nil	Nil	Nil	Nil
i. Others (Specify)	Nil	Nil	Nil	Nil	Nil	Nil	Nil	Nil	Nil
Sub-Total (B)(1)	Nil	Nil	Nil	Nil	Nil	Nil	Nil	Nil	Nil
2. Non-Institutions									
a. Bodies Corp.									
i. Indian	Nil	Nil	Nil	Nil	Nil	Nil	Nil	Nil	Nil
ii. Overseas	Nil	Nil	Nil	Nil	Nil	Nil	Nil	Nil	Nil
b. Individuals									
i. Individual shareholders holding nominal share capital upto INR 1 Lakh	Nil	Nil	Nil	Nil	Nil	Nil	Nil	Nil	Nil
ii Individual shareholders holding nominal share capital excess INR 1 Lakh	Nil	Nil	Nil	Nil	Nil	Nil	Nil	Nil	Nil
c) Others	Nil	Nil	Nil	Nil	Nil	Nil	Nil	Nil	Nil
Sub-Total (B)(2)	Nil	Nil	Nil	Nil	Nil	Nil	Nil	Nil	Nil
Total Public Shareholding(B)	Nil	Nil	Nil	Nil	Nil	Nil	Nil	Nil	Nil

=(B)(1)+ (B)(2)									
C. Shares held by Custodian for GDRs & ADRs	Nil	Nil	Nil	Nil	Nil	Nil	Nil	Nil	Nil
Grand Total (A+B+C)	Nil	47,55,430	47,55,430	100	Nil	47,55,430	47,55,430	100	Nil

(ii) Shareholding of Promoters

Sl No	Shareholder's Name	Shareholding at the beginning of the year			Shareholding at the end of the year			% change in shareholding during the year
		No. of Shares	% of total Shares of the company	% of Shares Pledged / encumbered to total shares	No. of Shares	% of total Shares of the company	% of Shares Pledged / encumbered to total shares	
1.	M/s. Essilor Manufacturing India Private Ltd	15,48,930	32.57	Nil	15,48,930	32.57	Nil	Nil
2.	M/s. Essilor India Private Ltd	11,43,539	24.05	Nil	11,43,539	24.05	Nil	Nil
3.	Mr. Krishna Gopal Gupta J/w. Mrs. Veena Gupta	6,93,221	14.58	Nil	6,93,221	14.58	Nil	Nil
4.	Mrs. Veena Gupta J/w. Mr. K. G. Gupta	126136	2.65	Nil	126136	2.65	Nil	Nil
5.	Mr. Vikram Gupta J/w. Mr. K. G. Gupta	3,80,072	7.99	Nil	3,80,072	7.99	Nil	Nil
6.	Mr. Gaurav Gupta J/w. Mrs. Veena Gupta	4,35,868	9.17	Nil	4,35,868	9.17	Nil	Nil
7.	Mrs. Radikha Gupta J/w. Mr. Gaurav Gupta	37,500	0.79	Nil	37,500	0.79	Nil	Nil
8.	Ms. Navya Chawla J/w. Mrs. Shefali Chawli	11,500	0.24	Nil	11,500	0.24	Nil	Nil
9.	K. G. Gupta (HUF)	25670	0.54	Nil	25670	0.54	Nil	Nil
10.	Mr. Krishna Gopal Gupta	51,799	1.09	Nil	51,799	1.09	Nil	Nil
11.	Mr. Vikram Gupta	33,897	0.71	Nil	33,897	0.71	Nil	Nil




12	Mr. Gaurav Gupta	84,140	1.77	Nil	84,140	1.77	Nil	Nil
13	Mrs. Radhika Gupta	22,855	0.48	Nil	22,855	0.48	Nil	Nil
14	Ms. Khushi Gupta J/w. Mrs. Radhika Gupta	11,500	0.24	Nil	11,500	0.24	Nil	Nil
15	Mrs. Seema Gupta J/w. Mr. Vikram Gupta	5,953	0.13	Nil	5,953	0.13	Nil	Nil
16	Mr. Vikram Gupta J/w. Mrs. Veena Gupta	1,02,270	2.15	Nil	1,02,270	2.15	Nil	Nil
17	Ms. Isha Gupta J/w. Mr. Vikram Gupta	11,550	0.24	Nil	11,550	0.24	Nil	Nil
18	Shefali Gupta	20,565	0.43	Nil	20,565	0.43	Nil	Nil
19	Others (employees/ex-employees)	8,465	0.17	Nil	8,465	0.17	Nil	Nil
	Total	47,46,965	100	Nil	47,55,430	100	Nil	Nil

(iii) Change in Promoters' Shareholding (please specify, if there is no change)

<i>There was no change in the shareholding of promoters</i>					
Sl. No.		Shareholding at the beginning of the year		Cumulative Shareholding during the year	
		No. of shares	% of total shares of the company	No. of shares	% of total shares of the company
1.	At the beginning of the year	47,55,430	100	47,55,430	100
2.	Date wise Increase/ Decrease in Promoters Shareholding during the year specifying the reasons for increase / decrease	Nil	Nil	Nil	Nil
	At the End of the year	47,55,430	100	47,55,430	100

(iv) Shareholding Pattern of top ten Shareholders (other than Directors, Promoters and Holders of GDRs and ADRs):

Sl. No.		Shareholding at the beginning of the year		Cumulative Shareholding during the year	
		No. of shares	% of total shares of the company	No. of shares	% of total shares of the company
1.	At the beginning of	Nil	Nil	Nil	Nil



	the year				
2.	Date wise Increase / Decrease in Promoters Share holding during the year specifying the reasons for increase / decrease	Nil	Nil	Nil	Nil
	At the End of the year	Nil	Nil	Nil	Nil

(v) Shareholding of Directors and Key Managerial Personnel:

Sl. No.	For Each of the Directors and KMP	Shareholding at the beginning of the year		Cumulative Shareholding during the year	
		No. of shares	% of total shares of the company	No. of shares	% of total shares of the company
1.	K.G. Gupta				
	At the beginning of the year	7,45,020	15.67	7,45,020	15.67
	Date wise Increase/Decrease in Promoters Shareholding during the year specifying the reasons for increase / decrease	Nil	Nil	Nil	Nil
	At the end of the year	7,45,020	15.67	7,45,020	15.67
2.	Vikram Gupta				
	At the beginning of the year	516239	10.86	516239	10.86
	Date wise Increase/Decrease in Promoters Shareholding during the year specifying the reasons for increase / decrease	Nil	Nil	Nil	Nil
	At the end of the year	5,16,239	10.86	5,16,239	10.86
	Total	12,61,259	26.52	12,61,259	26.52

V. INDEBTEDNESS

Indebtedness of the Company including interest outstanding / accrued but not due for payment

	Secured Loans excluding deposits	Unsecured Loans	Deposits	Total Indebtedness
Indebtedness at the beginning of the financial year.	Nil	Nil	Nil	Nil
i) Principal Amount	Nil	Nil	Nil	Nil
ii) Interest due but not paid	Nil	Nil	Nil	Nil
iii) Interest accrued but not due	Nil	Nil	Nil	Nil
Total (i+ii+iii)	Nil	Nil	Nil	Nil
Change in Indebtedness during the financial year	Nil	Nil	Nil	Nil
• Addition	Nil	Nil	Nil	Nil
• Reduction	Nil	Nil	Nil	N
Net Change	Nil	Nil	Nil	Nil

[Handwritten signature]

Indebtedness at the end of the financial year	Nil	Nil	Nil	Nil
i) Principal Amount	Nil	Nil	Nil	Nil
ii) Interest due but not paid	Nil	Nil	Nil	Nil
iii) Interest accrued but not due	Nil	Nil	Nil	Nil
Total (i+ii+iii)	Nil	Nil	Nil	Nil

VI. REMUNERATION OF DIRECTORS AND KEY MANAGERIAL PERSONNEL

A. Remuneration to Managing Director, Whole-time Directors and/or Manager:

Sl. No.	Particulars of Remuneration	Name of MD/WTD/Manager			Total Amount
1.	Gross salary	Nil	Nil	Nil	Nil
	(a) Salary as per provisions contained in section 17(1) of the Income-tax Act, 1961	Nil	Nil	Nil	Nil
	(b) Value of perquisites u/s 17(2) of Income Tax Act, 1961	Nil	Nil	Nil	Nil
	(c) Profit in lieu of salary u/s 17(3) of Income Tax At, 1961	Nil	Nil	Nil	Nil
2.	Stock option	Nil	Nil	Nil	Nil
3.	Sweat Equity	Nil	Nil	Nil	Nil
4.	Commission - as % of profits - others	Nil Nil	Nil Nil	Nil Nil	Nil Nil
5.	Others	Nil	Nil	Nil	Nil
	Total A	Nil	Nil	Nil	Nil
	Ceiling as per the Act	NA	NA	NA	NA

B. REMUNERATION TO OTHER DIRECTORS:

Sl. No.	Particulars of Remuneration	Name of Directors			Total Amount
1.	1. Independent Directors • Fee for attending board / committee meetings • Commission	Nil	Nil	Nil	Nil

[Handwritten Signature]



	• Others				
	Total (1)	Nil	Nil	Nil	Nil
2.	Other Non-Executive Directors	Nil	Nil	Nil	Nil
	• Fee for attending board / committee meetings				
	• Commission				
	• Others				
	Total (2)	Nil	Nil	Nil	Nil
	Total (B) = (1)+(2)	Nil	Nil	Nil	Nil
	Total Managerial Remuneration	Nil	Nil	Nil	Nil
	Overall Ceiling as per the Act				

VII. PENALTIES / PUNISHMENT/ COMPOUNDING OF OFFENCES:

Type	Section of the Companies Act	Brief Description	Details of Penalty / Punishment/ Compounding fees imposed	Authority [RD / NCLT / COURT]	Appeal made, if any (give Details)
A. COMPANY					
Penalty	Nil	Nil	Nil	Nil	Nil
Punishment	Nil	Nil	Nil	Nil	Nil
Compounding	Nil	Nil	Nil	Nil	Nil
B. DIRECTORS					
Penalty	Nil	Nil	Nil	Nil	Nil
Punishment	Nil	Nil	Nil	Nil	Nil
Compounding	Nil	Nil	Nil	Nil	Nil
C. OTHER OFFICERS IN DEFAULT					
Penalty	Nil	Nil	Nil	Nil	Nil
Punishment	Nil	Nil	Nil	Nil	Nil
Compounding	Nil	Nil	Nil	Nil	Nil

M

