

Form No. MGT-9
EXTRACT OF ANNUAL RETURN
as on the financial year ended on 31/12/2018

[Pursuant to section 92(3) of the Companies Act, 2013 and rule 12(1) of the Companies (Management and Administration) Rules, 2014]

I. REGISTRATION AND OTHER DETAILS:

i) CIN: U33201GA2000PTC002864

ii) Registration Date: 03/05/2000

iii) Name of the Company: **GKB VISION PRIVATE LIMITED**

iv) Category / Sub-Category of the Company: Company limited by shares

v) Address of the registered office and contact details: Plot No. 27 & 28 Pilerne Industrial Estate , P O Saligao , Bardez , Goa - 403511

Contact : 0832-2407526

vi) Whether listed company **Yes** / No

vii) Name, Address and Contact details of Registrar and Transfer Agent, if any: N.A

II. PRINCIPAL BUSINESS ACTIVITIES OF THE COMPANY

All the business activities contributing 10 % or more of the total turnover of the company shall be stated:-

Sl. No.	Name and Description of main products / services	NIC Code of the Product/ service	% to total turnover of the company
1.	Processing and Distribution of Ophthalmic Lenses	32507	100%

III. PARTICULARS OF HOLDING, SUBSIDIARY AND ASSOCIATE COMPANIES –

Sl. No.	Name and Address of the company	CIN/GLN	Holding/Subsidiary/Associate	% of shares	Applicable Section
1.	Essilor Manufacturing India Pvt. Ltd.	U85110KA1998PTC0237 22	Associate	29.10	2(6)
2.	Essilor India Pvt. Ltd.	U51394KA1998PTC0237 23	Associate	21.48	2(6)
3.	GKB Vision FZC		Subsidiary	51%	2(87)




IV. SHARE HOLDING PATTERN (Equity Share Capital Breakup as percentage of Total Equity)

i) Category-wise Share Holding

Category of Shareholders	No. of Shares held at the beginning of the year				No. of Shares held at the end of the year				% Change during the year
	Demat	Physical	Total	% of total shares	Demat	Physical	Total	% of total shares	
A. Promoters (1)									
(1) Indian									
a) Individual/HUF	Nil	12,48,750	12,48,750	43	Nil	12,48,750	12,48,750	43	Nil
b) Central Govt.	Nil	Nil	Nil	Nil	Nil	Nil	Nil	Nil	Nil
c) State Govt.(s)	Nil	Nil	Nil	Nil	Nil	Nil	Nil	Nil	Nil
d) Bodies Corp	Nil	16,55,000	16,55,000	57	Nil	16,55,000	16,55,000	57	Nil
e) Banks / FI	Nil	Nil	Nil	Nil	Nil	Nil	Nil	Nil	Nil
f) Any Other	Nil	Nil	Nil	Nil	Nil	Nil	Nil	Nil	Nil
Sub-total (A) (1):-	Nil	29,03,750	29,03,750	100	Nil	29,03,750	29,03,750	100	Nil
(2) Foreign									
a) NRIs - Individuals	Nil	Nil	Nil	Nil	Nil	Nil	Nil	Nil	Nil
b) Other – Individuals	Nil	Nil	Nil	Nil	Nil	Nil	Nil	Nil	Nil
c) Bodies Corp.	Nil	Nil	Nil	Nil	Nil	Nil	Nil	Nil	Nil
d) Banks / FI	Nil	Nil	Nil	Nil	Nil	Nil	Nil	Nil	Nil
e) Any Other	Nil	Nil	Nil	Nil	Nil	Nil	Nil	Nil	Nil
Sub-total (A) (2):-	Nil	Nil	Nil	Nil	Nil	Nil	Nil	Nil	Nil
Total shareholding of Promoter (A) = (A)(1)+(A)(2)	Nil	29,03,750	29,03,750	100	Nil	29,03,750	29,03,750	100	Nil
B. Public Shareholding									
1. Institutions	Nil	Nil	Nil	Nil	Nil	Nil	Nil	Nil	Nil



a. Mutual Funds	Nil	Nil	Nil	Nil	Nil	Nil	Nil	Nil	Nil
b. Banks / FI	Nil	Nil	Nil	Nil	Nil	Nil	Nil	Nil	Nil
c. Central Govt.	Nil	Nil	Nil	Nil	Nil	Nil	Nil	Nil	Nil
d. State Govt.(s)	Nil	Nil	Nil	Nil	Nil	Nil	Nil	Nil	Nil
e. Venture Capital Funds	Nil	Nil	Nil	Nil	Nil	Nil	Nil	Nil	Nil
f. Insurance Companies	Nil	Nil	Nil	Nil	Nil	Nil	Nil	Nil	Nil
g. FII's	Nil	Nil	Nil	Nil	Nil	Nil	Nil	Nil	Nil
h. Foreign Venture Funds	Nil	Nil	Nil	Nil	Nil	Nil	Nil	Nil	Nil
i. Others (Specify)	Nil	Nil	Nil	Nil	Nil	Nil	Nil	Nil	Nil
Sub-Total (B)(1)	Nil	Nil	Nil	Nil	Nil	Nil	Nil	Nil	Nil
2. Non-Institutions									
a. Bodies Corp.									
i. Indian	Nil	Nil	Nil	Nil	Nil	Nil	Nil	Nil	Nil
ii. Overseas	Nil	Nil	Nil	Nil	Nil	Nil	Nil	Nil	Nil
b. Individuals									
i. Individual shareholders holding nominal share capital upto INR 1 Lakh	Nil	Nil	Nil	Nil	Nil	Nil	Nil	Nil	Nil
ii Individual shareholders holding nominal share capital excess INR 1 Lakh	Nil	Nil	Nil	Nil	Nil	Nil	Nil	Nil	Nil
c) Others	Nil	Nil	Nil	Nil	Nil	Nil	Nil	Nil	Nil
Sub-Total (B)(2)	Nil	Nil	Nil	Nil	Nil	Nil	Nil	Nil	Nil
Total Public Shareholding(B) = (B)(1)+ (B)(2)	Nil	Nil	Nil	Nil	Nil	Nil	Nil	Nil	Nil




C. Shares held by Custodian for GDRs & ADRs	Nil	Nil	Nil	Nil	Nil	Nil	Nil	Nil	Nil
Grand Total (A+B+C)	Nil	29,03,750	29,03,750	100	Nil	29,03,750	29,03,750	100	Nil

(ii) Shareholding of Promoters

Sl No	Shareholder's Name	Shareholding at the beginning of the year			Shareholding at the end of the year			% change in share holding during the year
		No. of Shares	% of total Shares of the company	% of Shares Pledged / encumbered to total shares	No. of Shares	% of total Shares of the company	% of Shares Pledged / encumbered to total shares	
1.	Essilor Manufacturing India Pvt. Ltd.	8,37,036	28.83	Nil	8,37,036	28.83	Nil	Nil
2.	Essilor India Pvt. Ltd.	6,17,964	21.28	Nil	6,17,964	21.28	Nil	Nil
3.	K. G. Gupta	3,67,518	12.66	Nil	3,67,518	12.66	Nil	Nil
4.	Gaurav Gupta	3,30,583	11.39	Nil	3,30,583	11.39	Nil	Nil
5.	Vikram Gupta	3,22,383	11.10	Nil	3,22,383	11.10	Nil	Nil
6.	Prime Lenses Pvt. Ltd.	2,00,000	6.89	Nil	2,00,000	6.89	Nil	Nil
7.	Veena Gupta	99,421	3.42	Nil	99,421	3.42	Nil	Nil
8.	Radhika Gupta	57,500	1.98	Nil	57,500	1.98	Nil	Nil
9.	K.G. Gupta (HUF)	23,330	0.80	Nil	23,330	0.80	Nil	Nil
10.	Isha Gupta	11,550	0.40	Nil	11,550	0.40	Nil	Nil
11.	Navya Chawla	11,500	0.39	Nil	11,500	0.39	Nil	Nil
12.	Khushi Gupta	11,500	0.39	Nil	11,500	0.39	Nil	Nil
13.	Seema Gupta	5,000	0.17	Nil	5,000	0.17	Nil	Nil
14.	Others (employees/ex-employees)	8,465	0.30	Nil	8,465	0.30	Nil	Nil
	Total	29,03,750	100	Nil	29,03,750	100	Nil	Nil

(iii) Change in Promoters' Shareholding (please specify, if there is no change)

<i>There was no change in the shareholding of promoters</i>		
Sl.	Shareholding at the	Cumulative Shareholding




No.		beginning of the year		during the year	
		No. of shares	% of total shares of the company	No. of shares	% of total shares of the company
1.	At the beginning of the year	29,03,750	100	29,03,750	100
2.	Date wise Increase/ Decrease in Promoters Shareholding during the year specifying the reasons for increase / decrease	Nil	Nil	Nil	Nil
	At the End of the year	29,03,750	100	29,03,750	100

(iv) Shareholding Pattern of top ten Shareholders (other than Directors, Promoters and Holders of GDRs and ADRs):

Sl. No		Shareholding at the beginning of the year		Cumulative Shareholding during the year	
		No. of shares	% of total shares of the company	No. of shares	% of total shares of the company
	For Each of the Top 10 Shareholders				
1.	At the beginning of the year	Nil	Nil	Nil	Nil
2.	Date wise Increase / Decrease in Promoters Share holding during the year specifying the reasons for increase / decrease	Nil	Nil	Nil	Nil
	At the End of the year	Nil	Nil	Nil	Nil

(v) Shareholding of Directors and Key Managerial Personnel:

Sl. No.		Shareholding at the beginning of the year		Cumulative Shareholding during the year	
		No. of shares	% of total shares of the company	No. of shares	% of total shares of the company
	For Each of the Directors and KMP				
1.	K.G. Gupta				
	At the beginning of the year	3,67,518	12.66	3,67,518	12.66
	Date wise Increase/Decrease in Promoters Shareholding during the year specifying the reasons for increase / decrease	Nil	Nil	Nil	Nil
	At the end of the year	3,67,518	12.66	3,67,518	12.66
2.	Vikram Gupta				
	At the beginning of the year	3,22,383	11.10	3,22,383	11.10
	Date wise Increase/Decrease in Promoters Shareholding during the year specifying the reasons for increase / decrease	Nil	Nil	Nil	Nil
	At the end of the year	3,22,383	11.10	3,22,383	11.10
	Total	6,89,901	23.76	6,89,901	23.76



V. INDEBTEDNESS


Indebtedness of the Company including interest outstanding / accrued but not due for payment

	Secured Loans excluding deposits	Unsecured Loans	Deposits	Total Indebtedness
Indebtedness at the beginning of the financial year.	9,10,01,000	1,50,00,000	Nil	10,60,01,000
i) Principal Amount	9,10,01,000	1,50,00,000	Nil	10,60,01,000
ii) Interest due but not paid	Nil	Nil	Nil	Nil
iii) Interest accrued but not due	Nil	Nil	Nil	Nil
Total (i+ii+iii)	9,10,01,000	1,50,00,000	Nil	10,60,01,000
Change in Indebtedness during the financial year	Nil	Nil	Nil	Nil
• Addition	Nil	Nil	Nil	Nil
• Reduction	41,65,000	50,00,000	Nil	91,65,000
Net Change	41,65,000	50,00,000	Nil	91,65,000
Indebtedness at the end of the financial year	Nil	Nil	Nil	Nil
i) Principal Amount	8,68,36,000	1,00,00,000	Nil	9,68,36,000
ii) Interest due but not paid	Nil	Nil	Nil	Nil
iii) Interest accrued but not due	Nil	Nil	Nil	Nil
Total (i+ii+iii)	8,68,36,000	1,00,00,000	Nil	9,68,36,000

VI. REMUNERATION OF DIRECTORS AND KEY MANAGERIAL PERSONNEL

A. Remuneration to Managing Director, Whole-time Directors and/or Manager:

Sl. No.	Particulars of Remuneration	Name of MD/WTD/Manager			Total Amount
1.	Gross salary	Nil	Nil	Nil	Nil
	(a) Salary as per provisions contained in section 17(1) of the Income-tax Act, 1961	Nil	Nil	Nil	Nil
	(b) Value of perquisites u/s 17(2) of Income Tax Act, 1961	Nil	Nil	Nil	Nil
		Nil	Nil	Nil	Nil



	(c) Profit in lieu of salary u/s 17(3) of Income Tax At, 1961			Nil	
2.	Stock option	Nil	Nil	Nil	Nil
3.	Sweat Equity	Nil	Nil	Nil	Nil
4.	Commission - as % of profits - others	Nil Nil	Nil Nil	Nil Nil	Nil Nil
5.	Others	Nil	Nil	Nil	Nil
	Total A	Nil	Nil	Nil	Nil
	Ceiling as per the Act	NA	NA	NA	NA

B. REMUNERATION TO OTHER DIRECTORS:

Sl. No.	Particulars of Remuneration	Name of Directors			Total Amount
1.	1. Independent Directors • Fee for attending board / committee meetings • Commission • Others	Nil	Nil	Nil	Nil
	Total (1)	Nil	Nil	Nil	Nil
2.	Other Non-Executive Directors • Fee for attending board / committee meetings • Commission • Others	Nil	Nil	Nil	Nil
	Total (2)	Nil	Nil	Nil	Nil
	Total (B) = (1)+(2)	Nil	Nil	Nil	Nil
	Total Managerial Remuneration	Nil	Nil	Nil	Nil
	Overall Ceiling as per the Act				

